



March 30, 2021

PRRD Talk to the People Address – 29 March 2021



Financial Assistance



Region	Financial Assistance per individual	Estimated Low-income Population (80%)	Total Funding Requirement
NCR	P1,000	11.2-million	P11.2-billion
Bulacan	P1,000	3.0-million	P3.0-billion
Cavite	P1,000	3.4-million	P3.4-billion
Laguna	P1,000	2.7-million	P2.7-billion
Rizal	P1,000	2.6-million	P2.6-billion
Total		22.9-million	P22.9-billion

PRRD Talk to the People Address – 29 March 2021



“We will also set up **grievance mechanism**. Although sa level siguro, Mr. President, ng LGU, they should also have a grievance mechanism. So magkakaroon po tayo ng check and balance na pagka ang grievance ay umabot po sa amin, then we will immediately coordinate with the DILG and at the same time, with the local chief executives.”

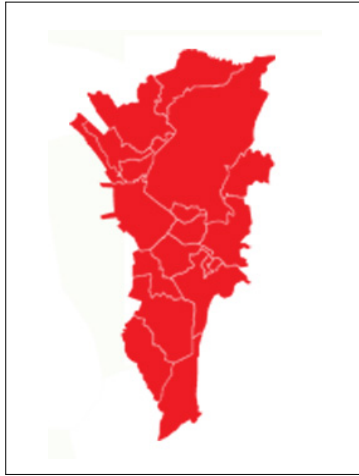
SECRETARY ROLANDO BAUTISTA

PH Quarantine Classification

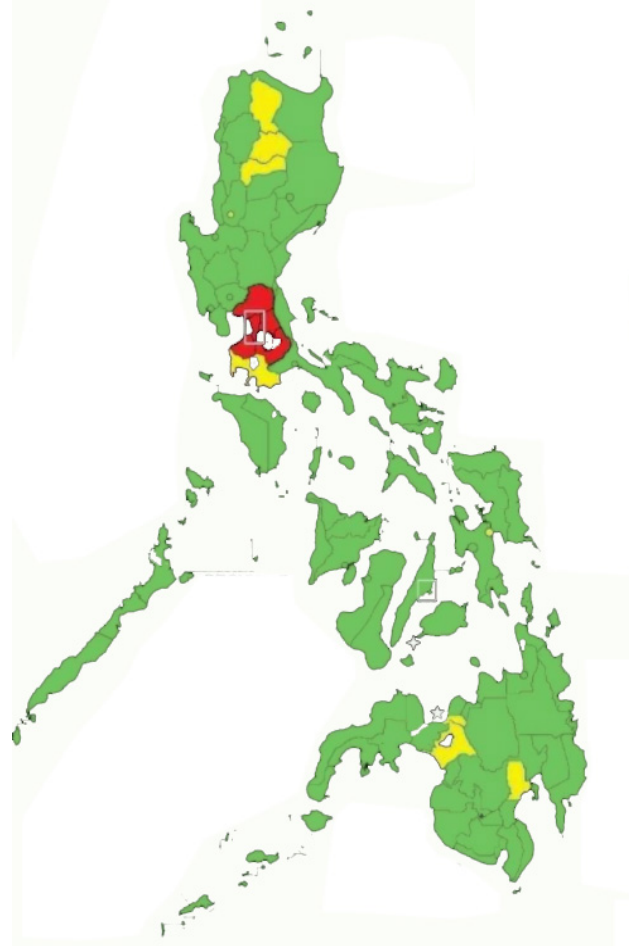

ECQ	MECQ	GCQ	MGCQ
NCR BULACAN CAVITE LAGUNA RIZAL <i>(March 29 – April 4, 2021, subject to further review)</i>	QUIRINO PROVINCE <i>(April 1 – 15, 2021)</i> <i>For de-escalation to GCQ of Regional IATF should the situation improve after said period.)</i> CITY OF SANTIAGO, ISABELA <i>(April 1-30, 2021)</i>	ENTIRE CORDILLERA ADMINISTRATIVE REGION (CAR) <u>Region 2:</u> CAGAYAN, ISABELA, NUEVA VIZCAYA <u>Region 4-A:</u> BATANGAS <u>Region 8:</u> TACLOBAN CITY <u>Region 10:</u> ILIGAN CITY <u>Region 11:</u> DAVAO CITY <u>BARMM:</u> LANAO DEL SUR <i>(April 1-30, 2021)</i>	REST OF THE PHILIPPINES <i>(April 1-30, 2021)</i>



PH Quarantine Classification



National Capital Region



PRRD Talk to the People Address – 29 March 2021



A careful and calibrated approach is needed to care for both COVID-19 cases and the far majority facing hunger and other diseases.

Cost-benefit analysis of 2 weeks of MECQ or its equivalent

COVID statistics

COVID cases: prevent up to 266,194 new cases

COVID deaths: prevent up to 4,738 new deaths (1.8% of new cases)

Severe/critical cases: prevent 11,626 new cases (4.4% of total new cases).

Source: FASSTER and NEDA

BENEFITS

NON-COVID

NCR hunger, poverty, and deaths from other diseases

Hungry people: 3.2 million + 58,000 more

Unemployed people: 506,000 + 128,500 more

Income loss: 2.1 billion in NCR and adjacent area for each day of MECQ

Non-COVID deaths in 2019: 78,599

Forgone treatment for high burden diseases: 75,000



Item 1, paragraph A, sub-paragraph (iii)
of Resolution No 105 (s.2021) – amended

iii. Foreign seafarers under the “Green Lanes” program for crew change provided that they hold a 9 (c) crew list visa at the time of entry;

COVID-19 Vaccine Update – 29 March 2021



668,018
have been vaccinated

2,497 vaccination sites

Status of the Roll-out and Vaccine Deliveries

Quarter 1	Quarter 2	Quarter 3	Quarter 4
Total Vaccines Deployed 1,233,500/1,525,600 (80.85%) Total HCWs Vaccinated: 668,018 81.65% over Targeted 1st Dose 43.79% over Total Vaccines Deployed 39.30% over Total HCWs Weekly Total Vaccination 1st Week Total: 35,442.00 2nd Week Total: 170,862.00 3rd Week Total: 179,626.00 4th Week Total: 279,028.00 Vaccination Sites: 2,497 Coverage: 771 Cities and Municipalities Remaining Vaccine Deliveries Mar 29, 2021 1,000,000 (Sinovac)	April Deliveries Sinovac 1,500,000 Gamaleya 100,000 COVAX 1,000,000 Total Doses: 2,600,000 May Deliveries Sinovac 2,000,000 Gamaleya 2,000,000 AstraZeneca 2,600,000 COVAX 1,000,000 Moderna 194,000 Total Doses: 7,974,000 June Deliveries Sinovac 4,500,000 Gamaleya 4,000,000 Novavax 1,000,000 AstraZeneca 2,000,000 Total Doses: 11,500,000	July Deliveries Sinovac 3,000,000 Gamaleya 4,000,000 Moderna 1,000,000 Novavax 2,000,000 J&J 1,500,000 AstraZeneca 2,000,000 Total Doses: 13,500,000 August Deliveries 20,000,000 Doses September Deliveries 20,000,000 Doses	October Deliveries 20,000,000 Doses November Deliveries 20,000,000 Doses December Deliveries 20,000,000 Doses Total: 140+ Million Doses excluding COVAX Target Vaccination: April-May 500k to 1M per week June-July 2M to 3M per week

PH World Ranking



	PHILIPPINES	Rank
Total Cases	731,894*	30
Active cases	115,495**	21 from 22
Cases per 1M population	658.77**	134
Case Fatality Rate	1.8%**	82

Sources: *Johns Hopkins (2021/3/30) and **WHO COVID-19 Dashboard (Accessed on 2021/3/30)

COVID-19 Update – 29 March 2021

ACTIVE CASES

115,495 (15.8%)

Currently Admitted/Isolated
(Assumed as infectious)

(98.2%)
Asymptomatic
and Mild

(0.7%)
Critical

(0.7%)
Severe

RECOVERIES

603,213 (82.4%)
Recovery Rate

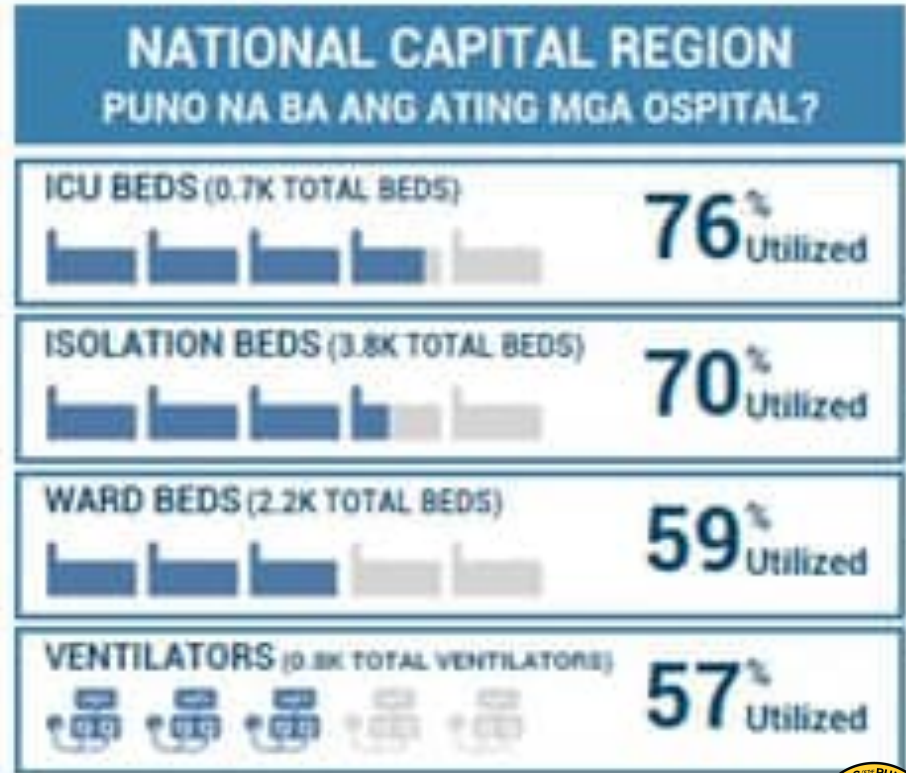
DEATHS

13,186 (1.80%)
Case Fatality Rate

731,894
TOTAL CASES



COVID-19 Update – 29 March 2021



Health System Capacity Indicators



TREATMENT

Total Bed Capacity	30,537 (1%) [28% of ABC]
<i>Ward Beds</i>	10,522 (+583 beds)
<i>Isolation Beds</i>	17,684 (+212 beds)
<i>ICU Beds</i>	2,328 (+123 beds)
Mechanical Ventilators	2,339 (+101 units)

AS OF MARCH 28, 2020



ISOLATION

National	9,794 TTMFs (-142 TTMFs)	128,533 Beds (-2,507 beds)
Luzon	1,904 (-111)	38,381 (-628 beds)
NCR	71 (-6)	5,749 (-19 beds)
Visayas	3,486 (+3)	43,935 (-892 beds)
Mindanao	4,404 (-34)	46,217 (-987 beds)

AS OF MARCH 28, 2020



TESTING

National	239 labs (+8 new lab)
<i>Luzon</i>	165 labs (+2 new labs.)
<i>Visayas</i>	37 labs (+5 new labs.)
<i>Mindanao</i>	37 labs (+1 new labs.)
Cumulative No. of Tests	10,048,625 (4%↑)
Positivity Rate	8.5% (0.4%↑)
7-DMA Positivity Rate	17.6% (4%↑)
7-DMA Testing Output	50,967 (12%↑)

AS OF MARCH 27, 2021





**WE
HEAL
AS
ONE**



March 30, 2021